Prepared by the BC Wine Grape Council

P.O. Box 1089 Stn. Main
Penticton, BC, V2A 6J9
Telephone: 250.809.7107
Email: info@bcwgc.org
www.bcwgc.org

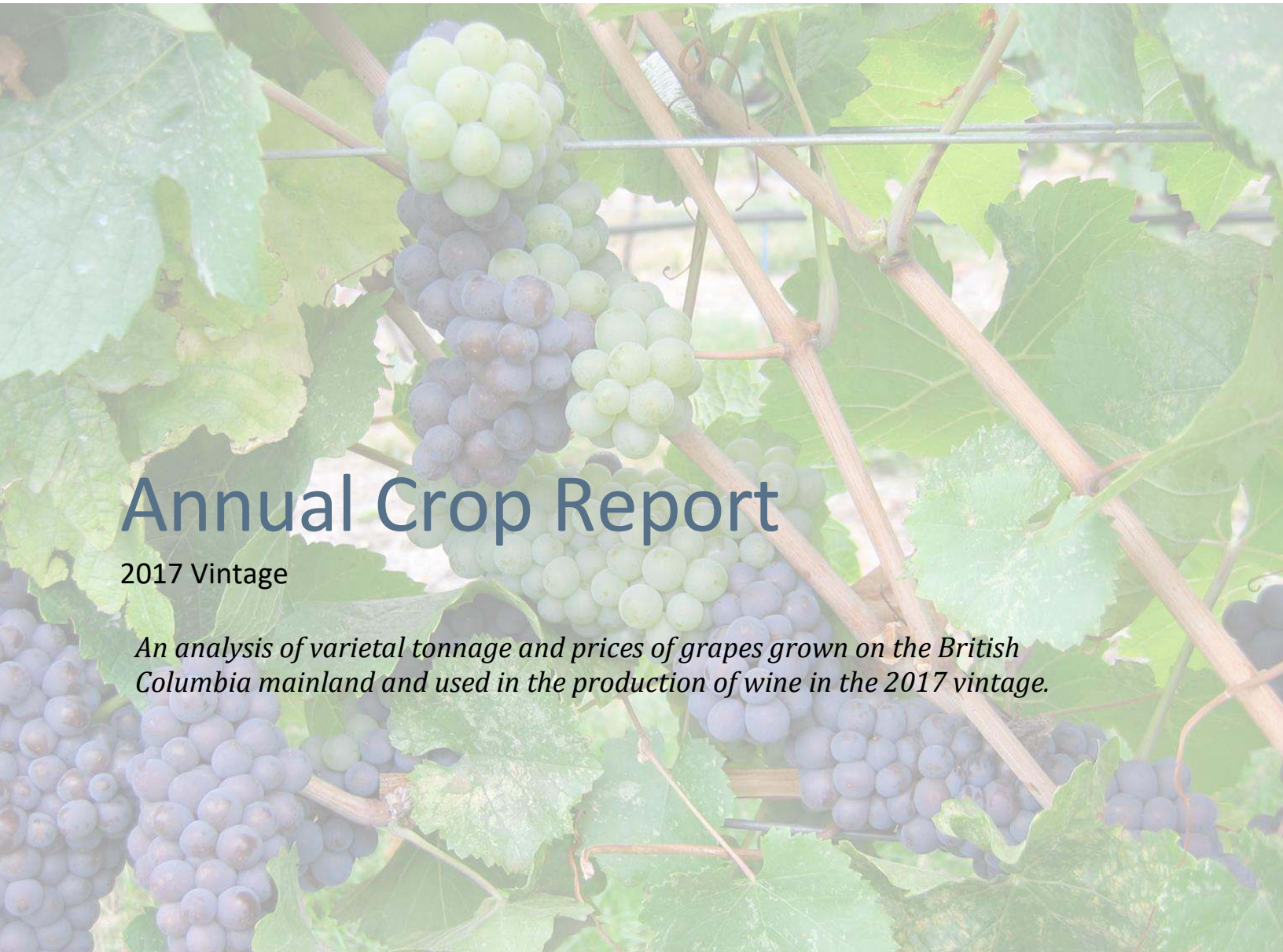

Annual Crop Report

2017 Vintage

An analysis of varietal tonnage and prices of grapes grown on the British Columbia mainland and used in the production of wine in the 2017 vintage.

TABLE OF CONTENTS

Contents

Notes Regarding Data Collection 1

Collection method 1

Pricing 1

Respondent Comparisons 2

Overview of winery respodents 2

Annual comparison of winery respondents 2

Response rate by winery size 2

Annual comparison of winery respondent size 2

Tonnage Analysis 3

Percentage of Vinifera, Hybrid, Labrusca Production 3

Total tonnage by variety – Top 25 3

Total tonnage by color – Red variety top 25 4

Total tonnage by color – White variety top 25 5

Crop Values 6

Red varietals sorted by highest to lowest total value 6

White varietals sorted by highest to lowest total value 7

Regional Analysis 8

Total tonnage from all regions 8

Oliver Top 10 Varieties 9

Osoyoos Top 10 Varieties 9

Penticton, Naramata, Kaleden Top 10 Varieties 10

Kelowna Top 10 Varieties 10

Okanagan Falls Top 10 Varieties 11

West Kelowna Top 10 Varieties 12

Summerland & Peachland Top 10 Varieties 12

Lake Country & Vernon Top 10 Varieties 13

Fraser Valley Top 10 Varieties 13

Notes Regarding Data Collection

"This data is unaudited and is produced for industry information only"

It has been 2 years since our last crop report for the 2015 BC vintage. The B.C. Wine Grape Council (BCWGC) has invested money in a computer program that will enable us to give industry a crop report each year by June 1st. Because BC mainland wineries are required by regulation to report and pay levies on tonnage purchased to the BCWGC, it was a natural for the BCWGC to take on this essential industry task.

The data collected for this report is held in strict confidence and individual grower/winery information will not be divulged to anyone. Also note the BCWGC is required to have an annual audit and this is carried out by the Grant Thornton LLP accounting firm (formerly White Kennedy LLP).

The 2017 vintage was late in arriving due to a long, cold winter and very wet spring with lots of flooding. After this poor start to the vintage we had a very dry summer with many fires and smoke in the valley. The smoke cover does not seem to have impacted the fruit and most winemakers feel it will be an excellent vintage. The harvest was 1-2 weeks early, with average tonnages reported.

Collection method

Crop information was collected through a proprietary online member portal where winery members entered tonnage report details including grower, vineyard location, varietals per vineyard location, and price per varietal. In instances where members submitted a paper or excel based report to the council, the BCWGC entered the crop information on behalf of the winery member. Reports were collected until April 30, 2018; reports received after that date were not included.

Pricing

Winery members who did not record an internal purchase price for their own grapes were instructed to use a "no value" indicator of $1.00. These records were removed from the Average Price calculation. There were 601 entries of this type which equated to 18% of the total tonnage volume.

Prices were filtered to exclude values outside of the standard deviation range of $1,000 - $5,000. There were 43 entries over $5000 which equated to 0.79% of the total tonnage volume. There were 11 entries under $1,000 which equated to 0.20% of the total tonnage volume.

In order to remain consistent with past reports we have reported an average price/ton instead of a median price. The difference between these is about 2%, with some prices higher and some lower. These average prices were weighted by their respective tonnages.

Lynn Bremmer, Chair
BC Wine Grape Council

Kate Durisek, Executive Director
BC Wine Grape Council

Respondent Comparisons

Overview of winery respondents

Total Grape Wineries in BC	Total Mainland Grape Wineries	Total Respondent Wineries	Percentage of Total
280	232	140	60.34%

Annual comparison of winery respondents

Year	Total Mainland Grape Wineries	Total Respondent Wineries	Percentage of Total
2017	232	140	60.34%
2016	-	-	-
2015	256	133	51.95%
2014	-	-	-
2013	229	140	61.14%
2012	206	110	53.40%
2011	193	116	61.66%
2010	193	126	65.28%

Response rate by winery size

Large >1500 S.T.	Medium 150 - 1500 S.T.	Small < 150 S.T.
3	39	98

Annual comparison of winery respondent size

Year	Large >1500 S.T.	Medium 150 - 1500 S.T.	Small < 150 S.T.	Total
2017	3	39	98	140
2016	-	-	-	-
2015	3	37	93	133
2014	-	-	-	-
2013	3	33	104	140
2012	3	24	83	110
2011	3	21	95	119
2010	3	17	106	126

Tonnage Analysis

Percentage of Vinifera, Hybrid, Labrusca Production

Color	Type	Total Tonnage	Percentage of Total
White	Vinifera	17,449.57	98.15%
	Hybrid	329.33	1.85%
	Labrusca	0	0.00%
Red	Vinifera	15,256.39	97.41%
	Hybrid	404.89	2.58%
	Labrusca	0.59	0.00%

Total tonnage by variety – Top 25

Rank	Varietal	Total Tonnage	Percentage of Total
1	Merlot	5,530.19	16.54%
2	Pinot Gris	4,338.73	12.97%
3	Chardonnay	3,353.02	10.03%
4	Pinot Noir	2,649.99	7.92%
5	Cabernet Sauvignon	2,268.01	6.78%
6	Gewürztraminer	2,228.2	6.66%
7	Riesling	1,993.4	5.96%
8	Cabernet Franc	1,791.7	5.36%
9	Sauvignon Blanc	1,553.52	4.65%
10	Syrah	1,344.16	4.02%
11	Pinot Blanc	1,333.69	3.99%
12	Viognier	725.59	2.17%
13	Gamay Noir	526.66	1.57%
14	Malbec	407.76	1.22%
15	Maréchal Foch	194.72	0.58%
16	Sémillon	189.3	0.57%
17	Bacchus	187.57	0.56%
18	Petit Verdot	185.08	0.55%
19	Vidal	183.02	0.55%
20	Ehrenfelser	166.86	0.50%
21	Chasselas	163.95	0.49%
22	Muscat	152.39	0.46%
23	Pinot Auxerrois	114.29	0.34%
24	Zweigelt	102.41	0.31%
25	Pinotage	99.18	0.30%
	Remaining Varieties Reported	1,657.39	4.96%
		33,440.78	**100%**

Total tonnage by color – Red variety top 25

Rank	Variety	Total Tonnage Amount	Percentage of Red
1	Merlot	5,530.19	35.31%
2	Pinot Noir	2,649.99	16.92%
3	Cabernet Sauvignon	2,268.01	14.48%
4	Cabernet Franc	1,791.7	11.44%
5	Syrah	1,344.16	8.58%
6	Gamay Noir	526.66	3.36%
7	Malbec	407.76	2.60%
8	Maréchal Foch	194.72	1.24%
9	Petit Verdot	185.08	1.18%
10	Zweigelt	102.41	0.65%
11	Pinotage	99.18	0.63%
12	Baco Noir	82.59	0.53%
13	Zinfandel	81.16	0.52%
14	Tempranillo	63.49	0.41%
15	Pinot Meunier	52.66	0.34%
16	Chancellor	37.27	0.24%
17	Landal	35.19	0.22%
18	Sangiovese	27.71	0.18%
19	Lemberger	25.17	0.16%
20	Michurinetz	21.32	0.14%
21	Marquette	19.1	0.12%
22	Rotberger	16.25	0.10%
23	Carmenere	14.55	0.09%
24	Barbera	9.72	0.06%
25	Mourvedre	9.59	0.06%
	Remaining varieties	66.25	0.42%
		15,661.88	**100.00%**

Total tonnage by color – White variety top 25

Rank	Variety	Total Tonnage Amount	Percentage of White
1	Pinot Gris	4,338.73	24.40%
2	Chardonnay	3,353.02	18.86%
3	Gewürztraminer	2,228.2	12.53%
4	Riesling	1,993.4	11.21%
5	Sauvignon Blanc	1,553.52	8.74%
6	Pinot Blanc	1,333.69	7.50%
7	Viognier	725.59	4.08%
8	Sémillon	189.3	1.06%
9	Bacchus	187.57	1.06%
10	Vidal	183.02	1.03%
11	Ehrenfelser	166.86	0.94%
12	Chasselas	163.95	0.92%
13	Muscat	152.39	0.86%
14	Pinot Auxerrois	114.29	0.64%
15	Sovereign Opal	94.52	0.53%
16	Chenin Blanc	93.84	0.53%
17	Optima	90	0.51%
18	Kerner	82.99	0.47%
19	Auxerrois	77.53	0.44%
20	Siegerrebe	71.86	0.40%
21	Roussanne	66.39	0.37%
22	Muscat Ottonel	64.35	0.36%
23	Schönburger	59.44	0.33%
24	Müller Thurgau	53.87	0.30%
25	Orange Muskat	36.34	0.20%
	Remaining Varieties	304.24	1.71%
		17,778.9	**100.00%**

Crop Values

Red varietals sorted by highest to lowest total value

Variety	Average Price per Short Ton	Total Estimated Value
Merlot	$ 2,764.56	$ 12,964,277.28
Cabernet Sauvignon	$ 2,801.11	$ 5,406,973.96
Pinot Noir	$ 2,604.13	$ 4,733,387.93
Cabernet Franc	$ 2,856.54	$ 4,060,111.25
Syrah	$ 2,926.81	$ 3,206,730.91
Gamay Noir	$ 2,194.63	$ 783,592.64
Malbec	$ 2,926.72	$ 907,400.21
Maréchal Foch	$ 1,940.79	$ 213,661.38
Petit Verdot	$ 3,230.31	$ 354,268.26
Pinotage	$ 2,444.01	$ 241,785.74
Baco Noir	$ 1,928.18	$ 133,700.00
Zweigelt	$ 2,533.03	$ 155,958.50
Zinfandel	$ 2,226.59	$ 129,231.24
Tempranillo	$ 3,076.85	$ 140,889.08
Chancellor	$ 1,430.00	$ 53,296.10
Landal	$ 1,900.00	$ 66,861.00
Pinot Meunier	$ 2,292.49	$ 65,679.80
Michurinetz	$ 1,100.00	$ 23,452.00
Sangiovese	$ 2,790.95	$ 56,768.00
Marquette	$ 1,100.00	$ 21,010.00
Rotberger	$ 2,000.00	$ 32,500.00
Lemberger	$ 2,185.40	$ 22,728.20
Mourvedre	$ 2,975.29	$ 28,533.03
Barbera	$ 2,580.24	$ 24,022.00
Frontenac Noir	$ 1,100.00	$ 9,196.00
Grenache	$ 3,685.54	$ 29,852.88
Dunkelfelder	$ 2,311.90	$ 14,495.60
Chambourcin	$ 2,337.21	$ 13,252.00
Carmenere	$ 3,244.63	$ 13,595.00
Alicante	$ 2,509.00	$ 10,136.36
Dornfelder	$ 1,490.29	$ 2,608.00
Gamay Fréaux	$ 1,837.00	$ 2,773.87
Terolldego	$ 3,851.68	$ 5,739.00
Tannat	$ 2,100.00	$ 2,625.00
Blaufrankisch	$ 2,500.00	$ 2,700.00
St. Laurent	$ 1,450.00	$ 1,189.00
		$ 33,934,981.22

White varietals sorted by highest to lowest total value

Variety	Average Price per Short Ton	Total Estimated Value
Pinot Gris	$ 2,160.02	$ 8,111,144.74
Chardonnay	$ 2,316.88	$ 6,102,558.82
Gewürztraminer	$ 2,061.12	$ 3,803,881.92
Riesling	$ 2,120.23	$ 3,420,807.30
Sauvignon Blanc	$ 1,956.26	$ 2,858,716.93
Pinot Blanc	$ 1,889.78	$ 1,740,524.32
Viognier	$ 2,632.00	$ 1,602,099.24
Bacchus	$ 2,112.10	$ 389,069.47
Vidal	$ 1,554.37	$ 274,315.71
Sémillon	$ 2,357.28	$ 297,094.74
Ehrenfelser	$ 2,237.32	$ 291,545.75
Muscat	$ 2,367.35	$ 243,150.78
Pinot Auxerrois	$ 1,991.42	$ 199,421.00
Sovereign Opal	$ 1,608.35	$ 152,020.80
Optima	$ 2,282.59	$ 180,781.32
Auxerrois	$ 1,742.20	$ 131,588.25
Kerner	$ 2,040.80	$ 129,692.80
Siegerrebe	$ 1,920.91	$ 115,062.56
Schönburger	$ 2,100.77	$ 113,504.60
Müller Thurgau	$ 1,794.32	$ 96,660.00
Muscat Ottonel	$ 2,826.33	$ 134,335.69
Roussanne	$ 2,503.81	$ 118,580.62
Orange Muskat	$ 2,268.06	$ 74,256.29
Ortega	$ 1,842.02	$ 53,621.25
Chasselas	$ 2,400.00	$ 65,472.00
Madeleine Sylvaner	$ 1,788.82	$ 48,602.25
Frontenac Blanc/Gris	$ 1,100.00	$ 28,149.00
Moscato Giallo	$ 2,375.00	$ 54,435.00
Madeleine Angevine	$ 1,402.70	$ 26,006.00
Grüner Veltliner	$ 2,748.11	$ 46,608.00
La Crescent	$ 1,100.00	$ 15,972.00
Marsanne	$ 3,316.30	$ 33,992.06
Reichensteiner	$ 1,750.00	$ 17,517.50
Couderc Muscat	$ 2,200.00	$ 21,296.00
Sylvaner	$ 4,000.00	$ 33,480.00
Chardonnay Musqué	$ 2,200.00	$ 17,490.00
Albarino	$ 2,750.00	$ 21,780.00
Oraniensteiner	$ 2,543.09	$ 15,640.00
Muscat Canelli	$ 2,200.00	$ 10,450.00

Verdejo Verdelho	$ 2,588.02	$	11,775.50
Chenin Blanc	$ 2,300.00	$	5,428.00
Muscat Blanc	$ 2,100.00	$	4,767.00
Perle of C'saba	$ 1,947.20	$	2,434.00
		$	**31,115,729.21**

Regional Analysis

Total tonnage from all regions

Geographic Regions	
Oliver	15,576.42
Osoyoos	4,235.5
Penticton, Naramata, Kaleden	3,639.11
Kelowna	2,390.13
Okanagan Falls	1,749.03
Similkameen Valley, Cawston, Keremeos	1,683.43
West Kelowna	1,362.24
Summerland & Peachland	1,261.88
Lake Country & Vernon	793.62
Fraser Valley	307.4
Other - Salmon Arm & Tappen	152.88
Other - Kamloops	124.56
Other - Kootenays	98.16
Other - Lillooet	57.77

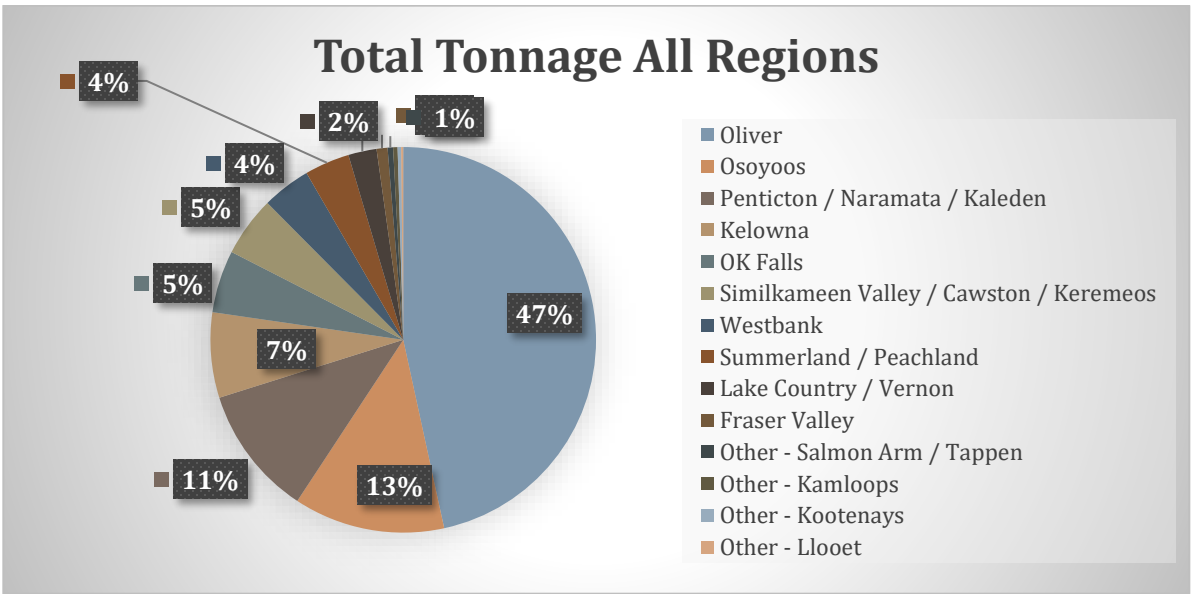

Oliver Top 10 Varieties

Merlot	3,311.36
Pinot Gris	1,999.97
Chardonnay	1,685.06
Cabernet Sauvignon	1,510.84
Sauvignon Blanc	1,084.57
Cabernet Franc	899.47
Riesling	838.31
Syrah	815.28
Pinot Noir	757.79
Gewürztraminer	729.44

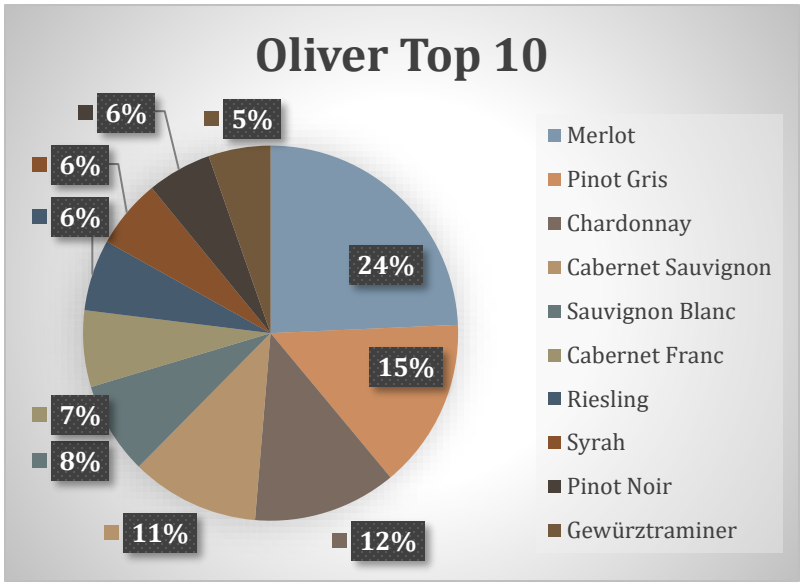

Osoyoos Top 10 Varieties

Merlot	1,142.51
Cabernet Franc	505.5
Cabernet Sauvignon	492.62
Syrah	345.56
Sauvignon Blanc	278.51
Pinot Gris	276.05
Chardonnay	241.05
Viognier	220.33
Malbec	123.58
Riesling	120.72

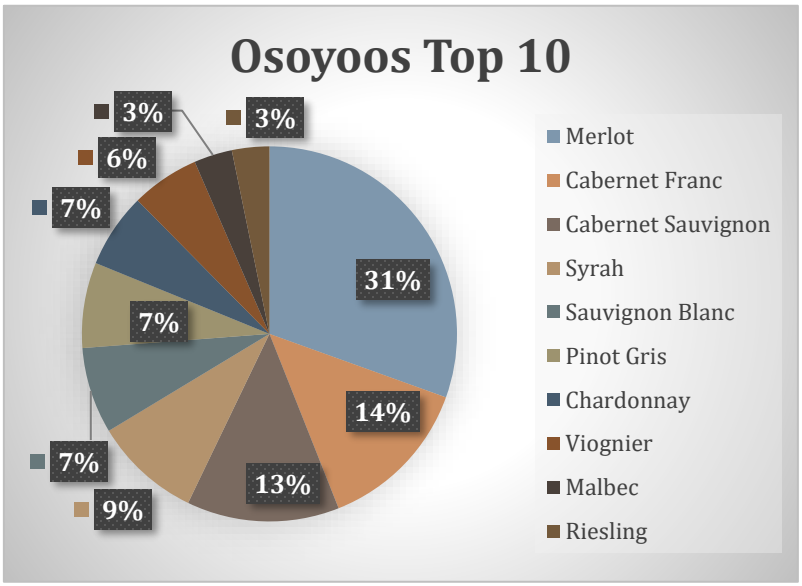

Penticton, Naramata, Kaleden Top 10 Varieties

Pinot Gris	694.87
Merlot	536.63
Chardonnay	451.08
Pinot Noir	421.48
Gewürztraminer	301.8
Cabernet Franc	176.43
Riesling	168.34
Viognier	125.8
Syrah	91.51
Pinot Blanc	83.97

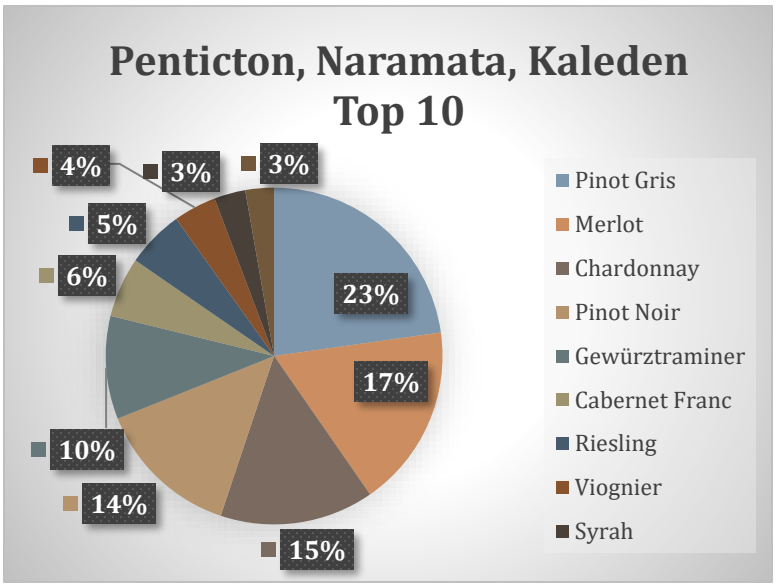

Kelowna Top 10 Varieties

Pinot Noir	518.88
Gewürztraminer	413.06
Riesling	323.7
Pinot Gris	314.51
Chardonnay	177.59
Gamay Noir	104.66
Sovereign Opal	94.52
Baco Noir	82.59
Pinotage	62.47
Pinot Blanc	61.5

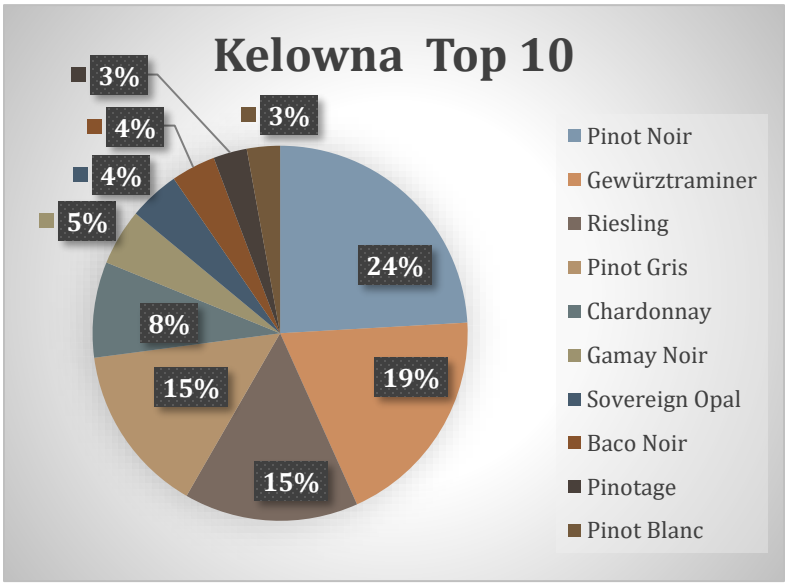

Okanagan Falls Top 10 Varieties

Chardonnay	388.28
Pinot Blanc	303.22
Pinot Gris	272.32
Gewürztraminer	253.81
Pinot Noir	155.76
Merlot	68.34
Viognier	62.63
Sauvignon Blanc	41.58
Gamay Noir	38.22
Riesling	34.45

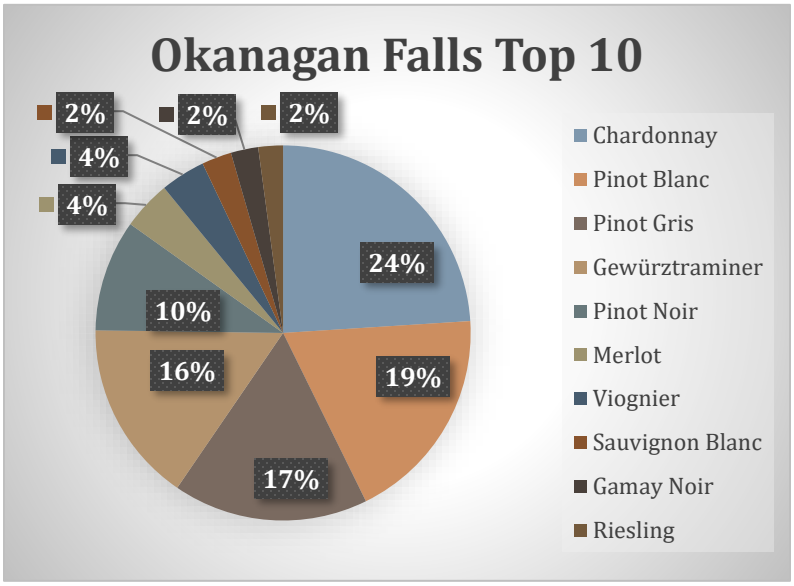

Similkameen Valley, Cawston, Keremeos Top 10 Varieties

Merlot	362.27
Pinot Gris	172.27
Cabernet Franc	159.29
Cabernet Sauvignon	150.46
Gamay Noir	116.78
Chardonnay	116.78
Pinot Noir	97.49
Riesling	89.32
Syrah	76.43
Viognier	70.4

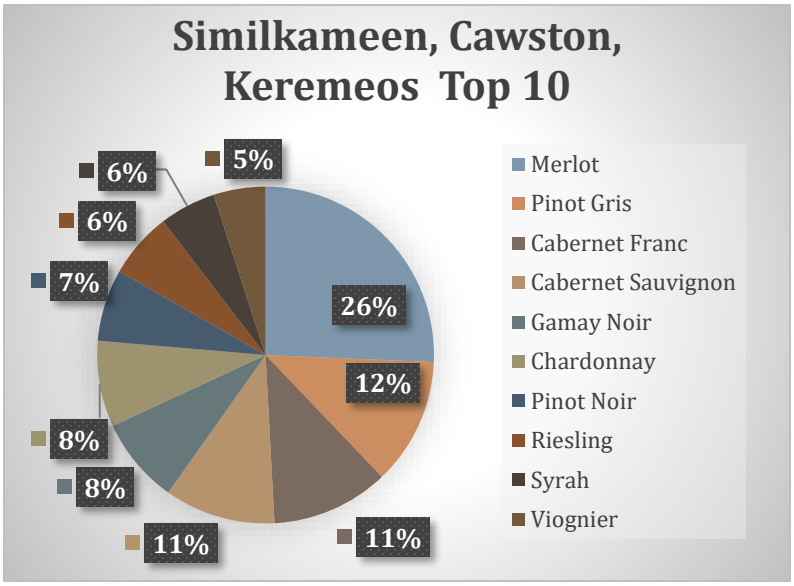

West Kelowna Top 10 Varieties

Pinot Noir	232.85
Riesling	156.5
Chasselas	135
Chardonnay	133.21
Pinot Gris	99.27
Gamay Noir	90.71
Pinot Blanc	87.24
Gewürztraminer	72.23
Chenin Blanc	54.69
Zweigelt	52.13

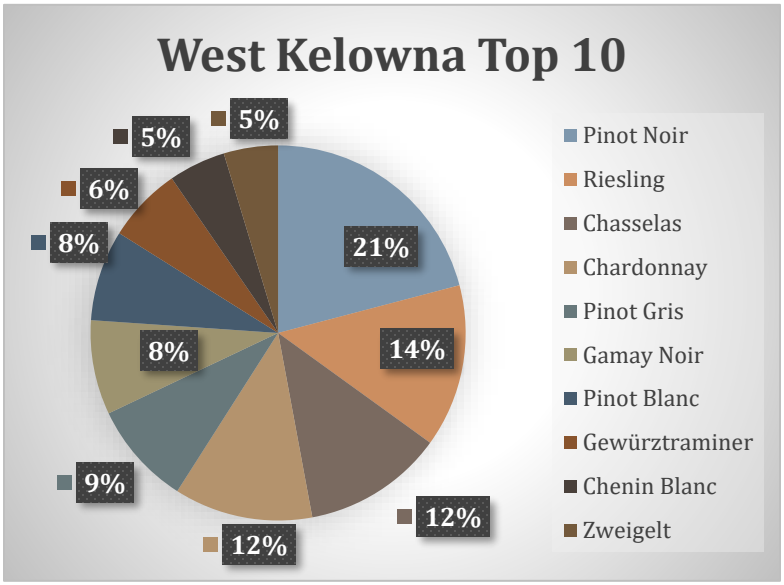

Summerland & Peachland Top 10 Varieties

Gewürztraminer	298.67
Pinot Gris	276.99
Pinot Noir	221.97
Pinot Blanc	115.27
Chardonnay	98.71
Optima	65.38
Merlot	41.45
Sauvignon Blanc	28.79
Riesling	27.7
Muscat	20.23

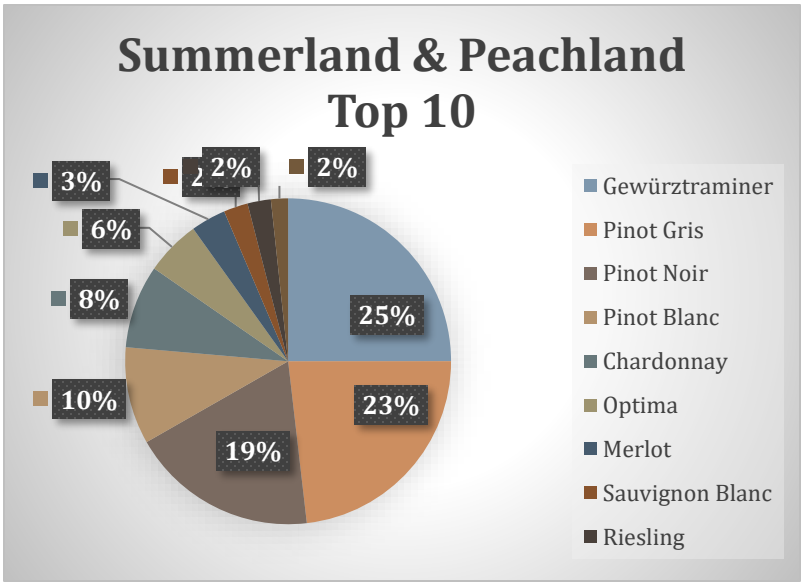

Lake Country & Vernon Top 10 Varieties

Pinot Gris	194.5
Riesling	168.29
Pinot Noir	105.94
Pinot Auxerrois	68.72
Gewürztraminer	62.19
Chardonnay	32.37
Bacchus	27.05
Kerner	20.56
Rotberger	16.25
Pinot Blanc	15.13

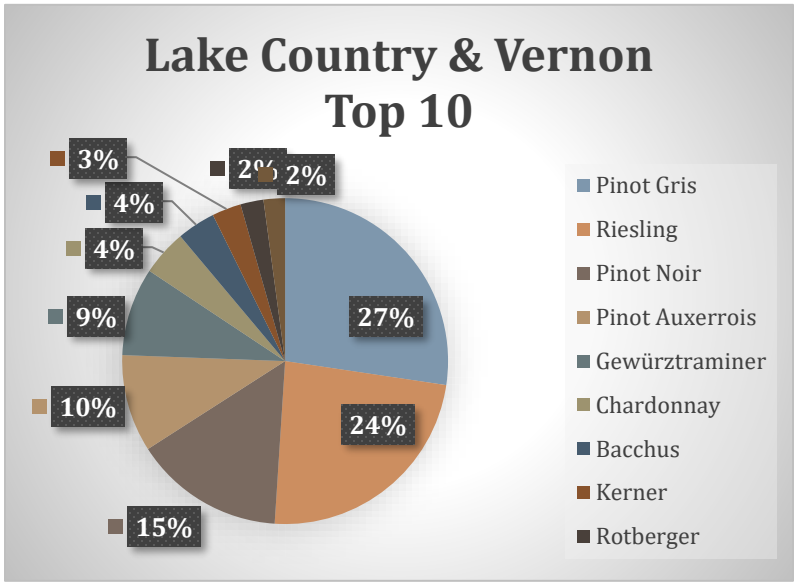

Fraser Valley Top 10 Varieties
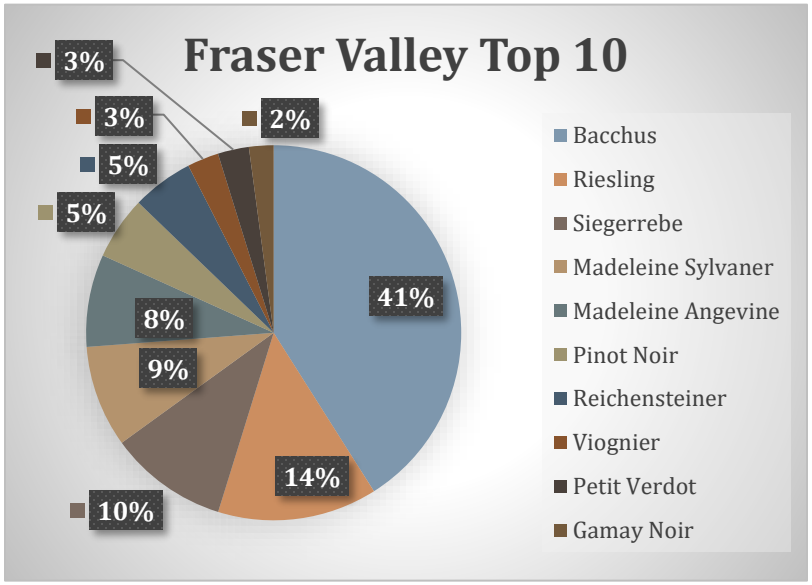
Bacchus	116.5
Riesling	39.1
Siegerrebe	29.07
Madeleine Sylvaner	24.92
Madeleine Angevine	22.63
Pinot Noir	15.44
Reichensteiner	15.01
Viognier	7.71
Petit Verdot	7.62
Gamay Noir	6.01